

Maxex



Product features

This high-quality regulator offers reliable, user-friendly design and high safety standards for a variety of welding applications.

- **High-quality regulator:** Manufactured with high-quality materials for reliable performance and long-lasting use.
- **High capacity:** Suitable for normal to high flow rates to meet the demands of various applications.
- **Compatibility:** Works excellent with larger torch systems such as N76, S80 and CUTTEX.
- **Robust construction:** Built for tough and demanding work conditions.
- **Ergonomic handwheel:** Ergonomically designed handwheel for precise adjustment of gas flow, ensuring easy and accurate use.
- **Compatible with various gases:** Available for most gases for versatile application.
- **Built-in safety valve:** Equipped with a built-in safety valve to ensure the highest possible safety level for user protection.

Technical data

Type	1-stage / cylinder
Regulator class	2
Standard	ISO 2503
Gas	Ar/mix / C ₂ H ₂ / Air / N ₂ / C ₃ H ₈ / SF ₆ CO ₂ / H ₂ / N ₂ O / O ₂ / Mepran
Temperature range	-20°C up to +60°C

Pressure / Flow

Inlet pressure P ₁	25/ 30/ 40/ 200/ 300 bar
Q _n	See page 2

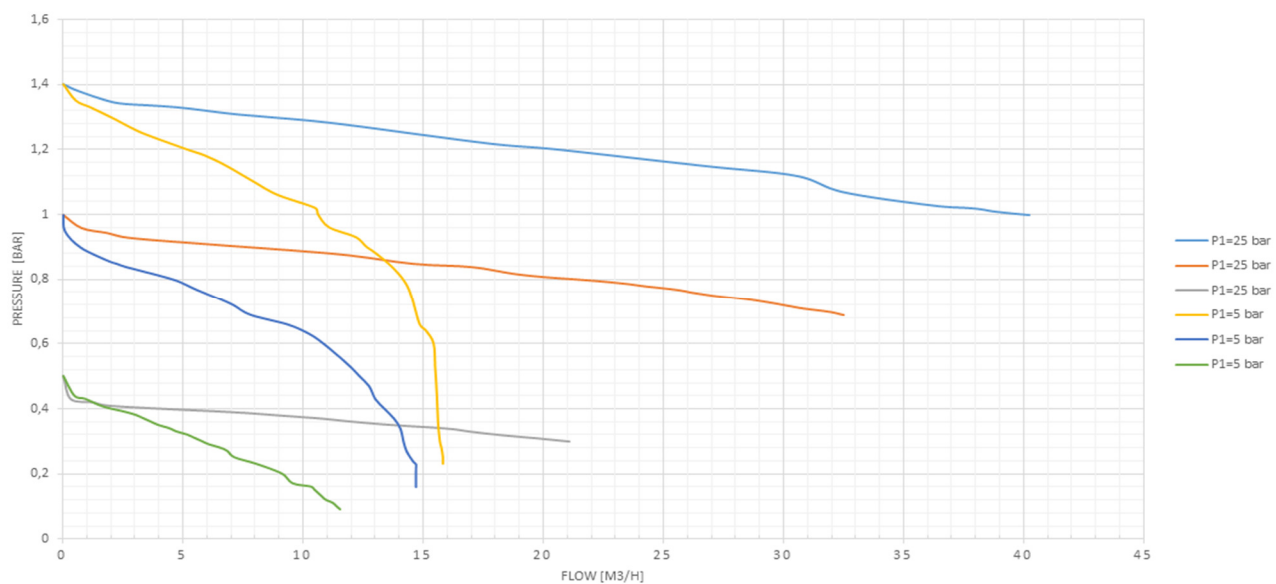
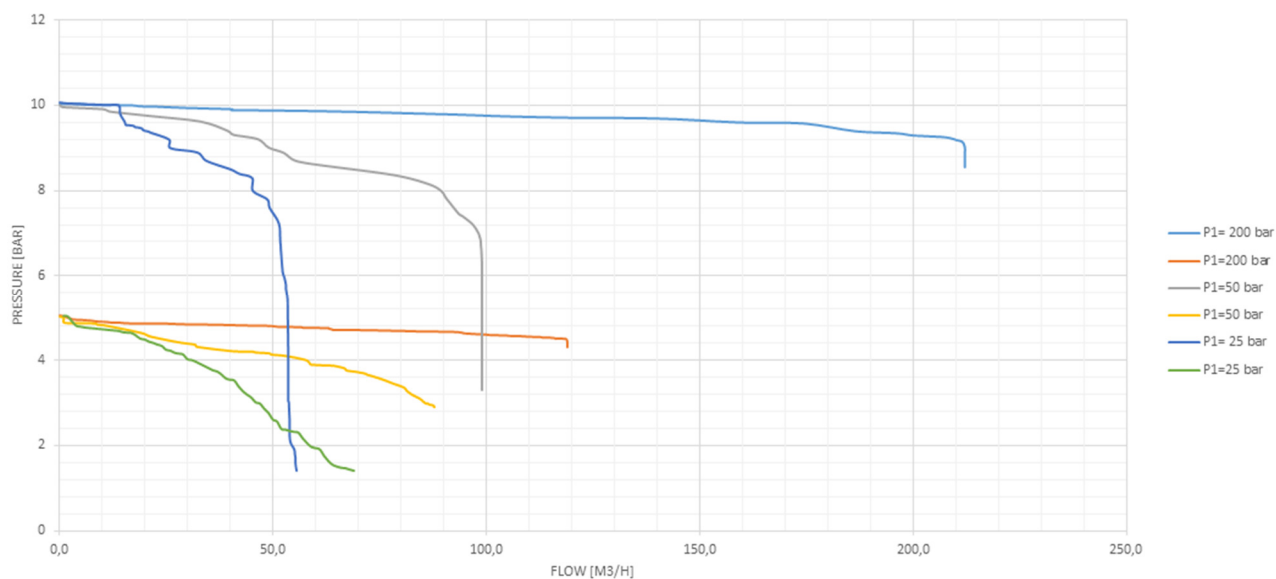
Materials:

Valve body	CW 617N / CW 614N
Valve seat	Teflon (PTFE)
Diaphragm	Neoprene, NN 0060
Valve cap	ZAMAK
Handwheel	Aluminum EN 6026

Connections:

Inlet	See page 3
Outlet	See page 3

Flowchart

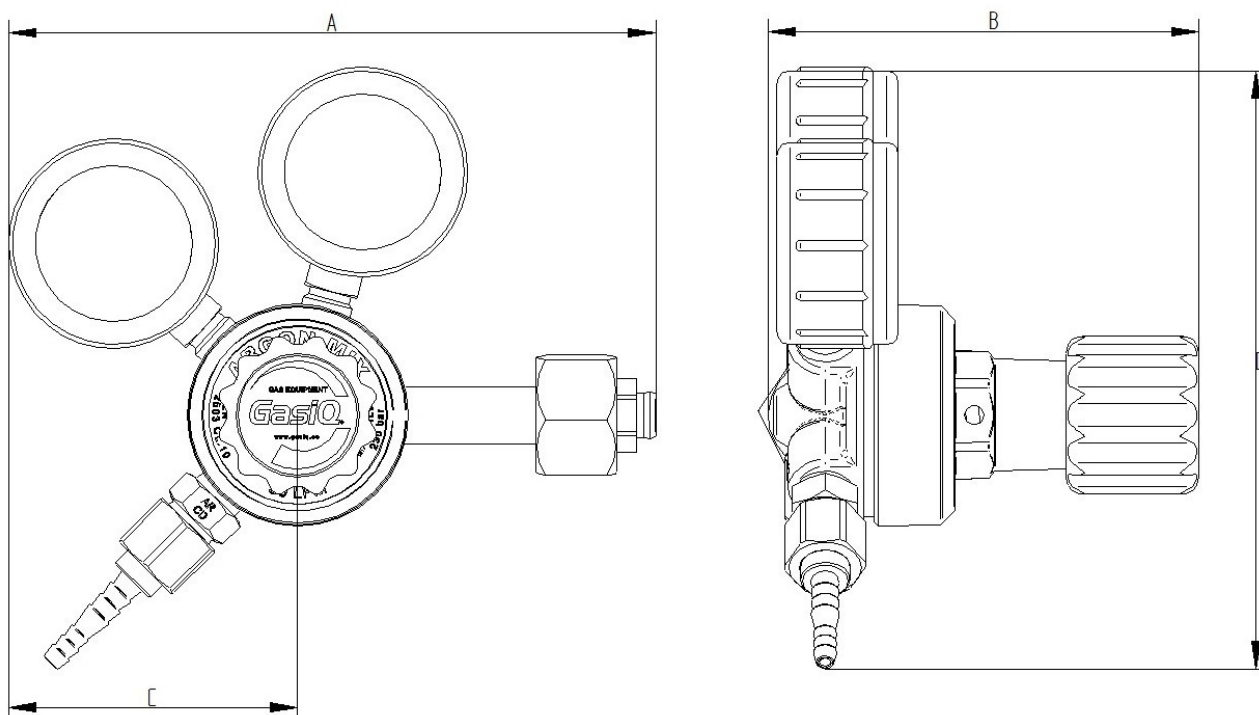


Capacity

Oxygen	35m ³ /h
Acetylene	5m ³ /h
Argon/mix	35m ³ /h / 30L/min
CO ²	35m ³ /h / 30L/min
Nitrogen	35m ³ /h
Hydrogen	35m ³ /h

Air	35m ³ /h
Laughing gas	35m ³ /h
Mepran	5m ³ /h
Propane	20m ³ /h
Sulfur hexafluoride	35m ³ /h

Dimensions



Maxex					
Inlet	Outlet	A	B	C	D
G3/4"	G3/8"	167mm	112mm	75mm	155mm
G3/4"	G1/4"	167mm	112mm	75mm	155mm
G3/4" M	G3/8" L	167mm	112mm	75mm	155mm
G3/8"	G3/8" L R	167mm	112mm	75mm	155mm
G5/8" F	G3/8"	167mm	112mm	75mm	155mm
G5/8" Air	G3/8"	181mm	112mm	75mm	155mm
G5/8" Bull	9/16"-18 UNF	193mm	112mm	75mm	155mm
G5/8" Bull L	9/16"-8 UNF	193mm	112mm	75mm	155mm
G5/8" Bull L	G3/8" L	193mm	112mm	75mm	155mm
Nevoc	G1/4"	191mm	112mm	75mm	155mm
Nevoc	G3/8"	191mm	112mm	75mm	155mm
Nevoc	G3/8"	191mm	112mm	75mm	155mm
Nevoc L	G3/8" L	191mm	112mm	75mm	155mm
W21.8"	M12x1	167mm	112mm	75mm	155mm
W21.8"	G1/4"	167mm	112mm	75mm	155mm
W21.8"	G3/8"	167mm	112mm	75mm	155mm
W21.8" L	G3/8" L	167mm	112mm	75mm	155mm
W24.32"	G3/8"	167mm	112mm	75mm	155mm
W24.52 M	G3/8"	167mm	112mm	75mm	155mm

Maxex Top Entry					
Inlet	Outlet	A	B	C	D
G5/8" Bull L	G3/8" L	119mm	112mm	72mm	177mm
G5/8" Bull	G3/8"	119mm	112mm	72mm	177mm